


EarthGen

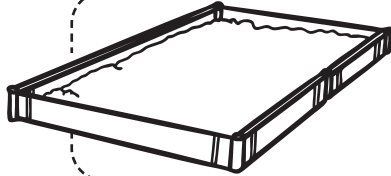
GARDEN EXPLORATIONS

Grades 3-5



Soil Solutions

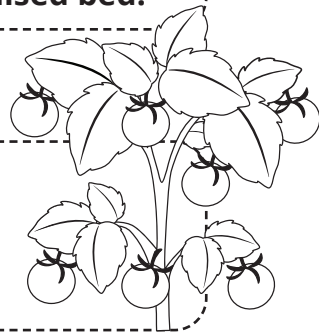
Imagine you've built a raised garden bed and are planning to plant some seeds in it. Before you are able to plant, you need to fill your garden bed with soil. In order to purchase the right amount of soil, you'll need to know the volume (otherwise known as the amount of area) of your garden bed. Your garden bed is 5 feet long, 3 feet wide, and 2 feet tall. How much soil will you need to fill your beds?



I will need _____ cubic feet to fill my raised bed.



Extra Challenge! Each tomato plant needs 3 cubic feet to grow. How many tomato plants can you put in your raised garden bed?



I can put _____ tomato plants in my raised bed.

The Power of Pollination

Pollination is the transfer of pollen from one plant to another in order to create offspring or baby plants! Pollinators, like birds or insects, help move pollen from one flower to the next. Do some research to learn about the important pollinators in your community. List three local pollinators here.




1. _____

2. _____

3. _____

In Support of School Gardens

In the space provided below, write a letter to a teacher or parent explaining the benefits of school gardens. For example, school gardens can provide fresh, healthy food for the community. Who else benefits from school gardens and why? Imagine you are trying to convince an adult why your school should have a garden in your letter.



What Lives in a Garden?


Three types of organisms live in gardens: Producers, Consumers, and Decomposers.

Producers: Produce their own food using energy from the sun, carbon dioxide, and water. Example) A sunflower.

Consumers: Are not able to produce their own food. So, they consume all or parts of other organisms. Example) A bee.

Decomposers: Eat dead parts of plants and animals. They help nutrients return back into the soil. Example) A slug.

In a food chain, energy is passed from one type of organism to the next through eating one another, just like you might eat an apple to gain energy. In the garden below, draw your own examples of a decomposer, a consumer, and a producer. Make sure to label each organism and draw arrows indicating the flow of energy from one organism to the next.



Try Growing Something on Your Windowsill!

Some plants are able to grow with nothing more than some water and sunlight! You can regrow one of the plants below and keep a weekly journal of its progress. Using a separate piece of paper or notebook, do some scientific sketching and note taking every week to keep track of the progress.

Celery: Cut about two inches above the bottom, place the bottom in a small bowl of water, and wait about a week to see new leaves and roots growing.

Green onion: Keep the bottom white part with the roots, place in a glass with enough water to cover the roots, and in a few days see new growth.

Lettuce: Cut off the bottom, place in a small bowl of water, and in a few days new lettuce should grow!

Garlic: Place a clove in a small amount of water with the root side down, and in a few days you'll see green growth!